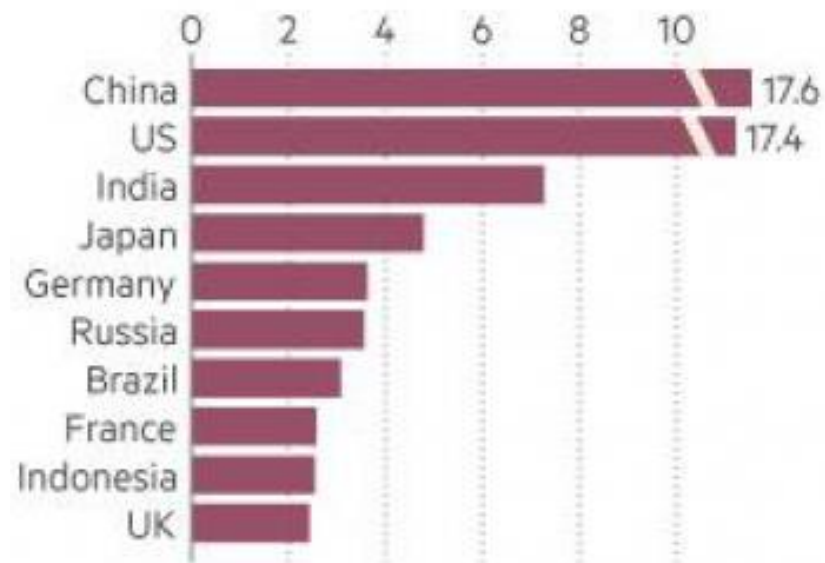


The new top 10

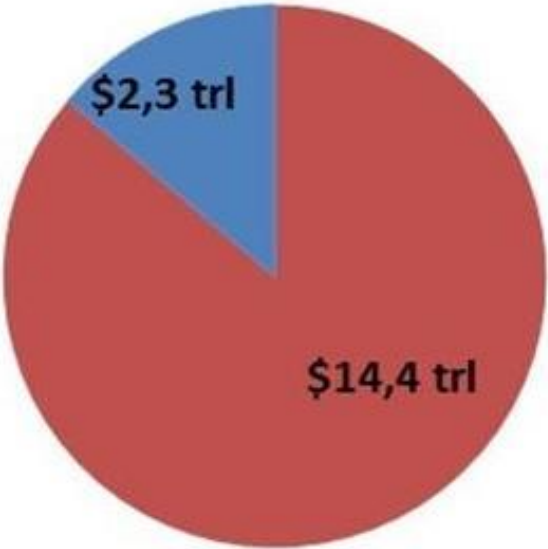
Countries ranked by GDP at purchasing power parity, 2014 (\$tn)



Source: IMF

FT

GDP of G7 vs. Emerging 7, 1990



















GDP of G7 vs. Emerging 7, 2013



- G7 (USA, Japan, Germany, France, UK, Italy, Canada)
- Emerging 7 (China, India, Russia, Brazil, Indonesia, Mexico, South Korea)

List of ASEAN countries GDP,
International Monetary Fund 2019 estimates

Country	Population in millions	GDP (PPP) millions of USD
World	7,450.00	119,344,057
United States 	331.39	21,101,368
European Union 	509.25	19,713,269
China 	1,394.88	22,641,047
India 	1, 300	9,300,000
Japan 	125.42	5,619,492
South Korea 	51.42	2,270,913
ASEAN	670.71	5,612,921
Indonesia 	266.15	2,033,577
Malaysia 	32.59	788,912
Philippines 	107.63	732,138
Thailand 	65.94	959,722
Singapore 	5.99	483,686
Vietnam 	97.10	565,091
Myanmar 	71.75	197,972
Cambodia 	16.19	68,039
Laos 	6.93	36,157
Brunei 	0.44	31,496